

### SL HYDRAULIC HAMMER



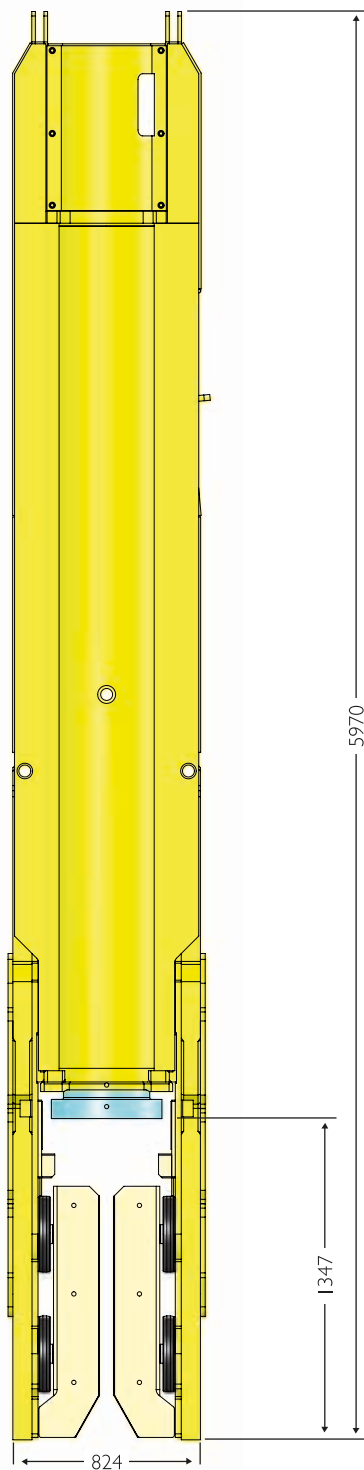
ABOVE: VARIOUS SL30 HAMMERS FITTED WITH LEGS AND INSERTS FOR DIVING SHEET PILES. ALL ARE SHOWN IN CRANE SUSPENDED OPERATION AND POWERED BY BSP POWER PACKS.

The SL range of piling hammers are designed for driving sheet piles and small bearing piles of concrete, steel or timber. The SL range is available with legs and inserts for use freely suspended or with backguides for operating from a piling mast. The hammers have the following important features:

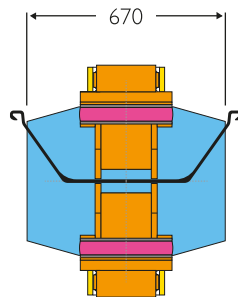
- Total Control of hammer
- Total control of hammer stroke and blow rate
- Allows precise matching of energy to suit pile driving requirements
- Double acting cylinder produces high impact energy from a short stroke to give a high blow rate
- Slim design allows hammer to pass between upstanding piles
- Economical - Low Hydraulic power requirement
- Available with BSP Hydropacks for optimum hammer performance
- Hammer can be operated directly from Hydraulic crane or excavator bases
- Can drive piles with ultimate load bearing up to 1800 kN

PERFORMCE DATA	RAM MASS	MAX. IMPACT BLOW ENERGY	RATE @ RATED ENERGY	OPERATING PRESSURE	HYDRAULIC FLOW REQUIRED	HAMMER LENGTH (WITH LEGS)	HAMMER WIDTH	HAMMER WEIGHT (WITH LEGS)
MODEL	Kg	kNm	bpm	Bar	L/min	mm	mm	Kg
SL20DA	1500	20	90	170	170	4970	824	4900
SL30DA	2500	30	84	240	175	5970	824	5950

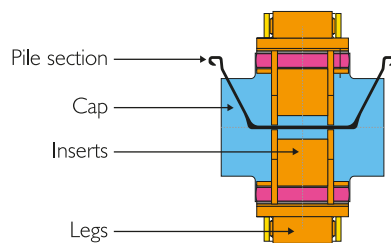
# SL TECHNICAL DATA



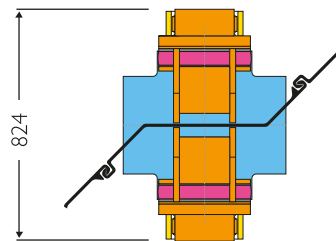
**AU - PILES SINGLY**



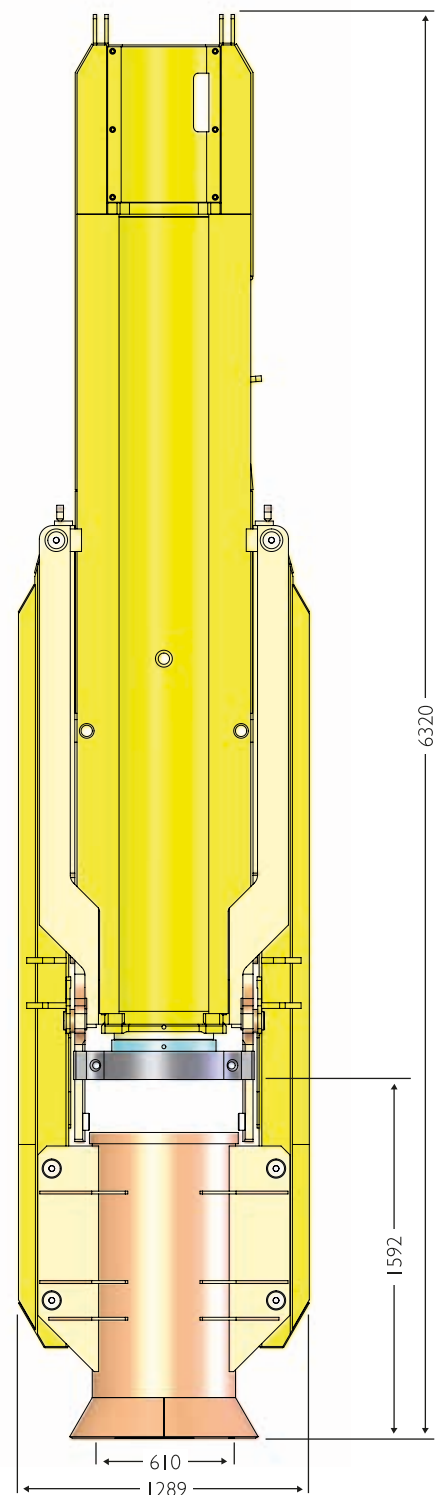
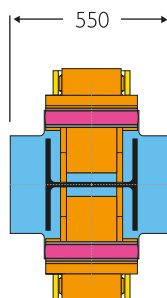
**PU - PILES SINGLY**



**AZ - PILES SINGLY**



**H - PILES**



**Above:** Standard SL30 Hammer for sheet piles and 'H' bearing piles. Inserts can be changed to drive tubes and square section piles.

**Above:** Wide leg assembly for SL30 driving 610 diameter tubes.

SL hammers can be used freely suspended from a crane or be fitted with back guides to allow mounting to leaders or piling rigs.