

### DX HYDRAULIC HAMMER



DX-RT DRIVING 610 TUBES



DX RIG MOUNTED DRIVING TUBES



DX-SP DRIVING SHEET PILES

The DX Range of Hydraulic Piling hammers are designed for small bearing piles of steel, timber, concrete and many sheet pile. The DX hammer is available with back guides for operating from a piling mast or a slider for operating from an excavator.

**THE HAMMERS HAVE THE FOLLOWING IMPORTANT FEATURES:**

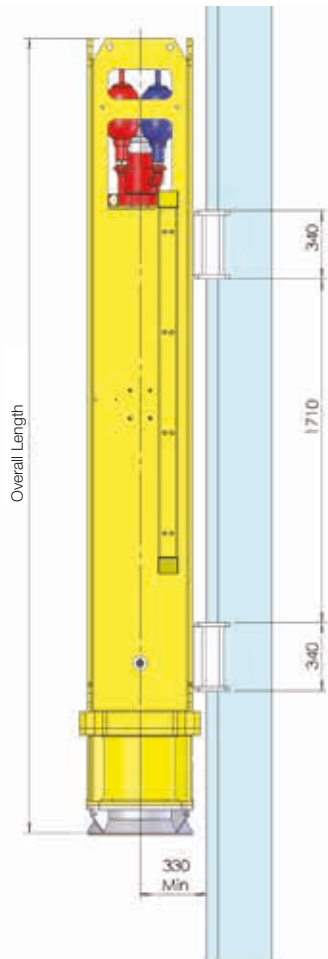
- Total Control of hammer
- Allows precise matching of energy to suit the pile driving requirements
- Double acting cylinder produces high impact energy and fast blow rate
- Economical - Low Hydraulic power requirements
- Available with BSP Hydro-packs for optimum hammer performance
- Hammer can be operated directly from Hydraulic crane or excavator base
- Can drive piles with ultimate load bearing up to 1800kN

**PILE TYPES**

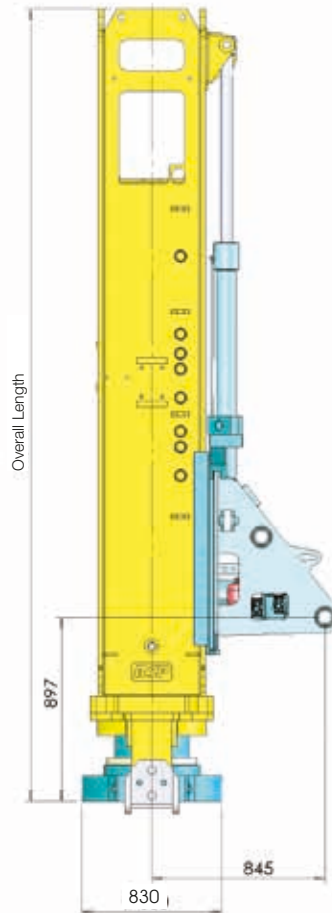
**TYPICAL PILES DRIVEN SINGLY OR IN PAIRS.** Most Arcelor AZ and AU14 piles. Also, LX / PU / W Ranges, Hoesch H1200 to H3600, 'H' Piles, HP260 to HP400, USA HPI0" to HPI6". Tubes up to 406mm Dia (16") Rail Standard 610mm & 762mm Diameter tubes, Plus many others...

PERFORMANCE DATA	RAM MASS	MAX. IMPACT ENERGY	BLOW RATE @ RATED ENERGY	OPERATING PRESSURE	HYDRALIC OIL FLOW REQUIRED
MODEL	Kg	kNm	bpm	Bar	L/min
DX20	1500	20	60	160	130
DX25	2000	25	60	160	150
DX30	2500	30	60	180	170

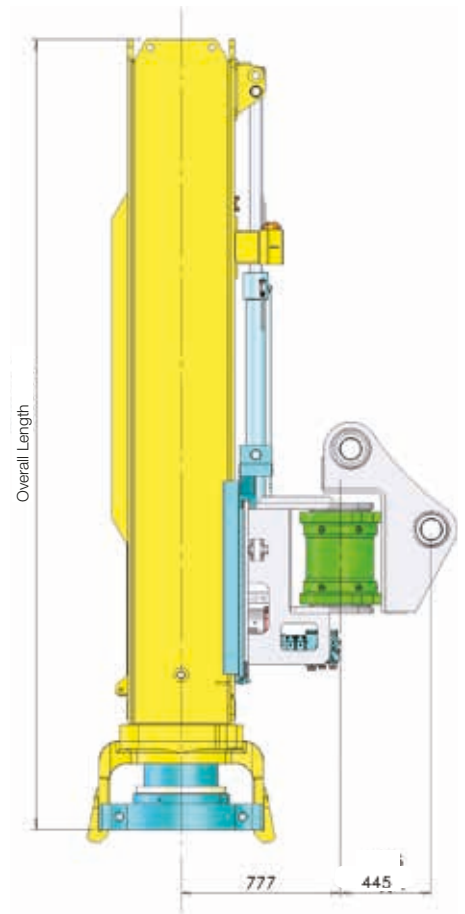
# DX TECHNICAL DATA



DX LEADER MOUNTED



DX-RT RAIL TRACK APPLICATION



DX-SP SHEET PILING APPLICATION

SPECIFICATIONS	*OVERALL LENGTH	*HAMMER WIDTH	DX	*HAMMER MASS	SP
	DX RT SP	DX RT SP		RT	
MODEL	mm	mm		Kg	
DX20	4000	600	3900	4350	5500
DX25	4000	600	4500	4950	6000
DX30	4300	600	5500	5750	6800

\* Dimension depending on hammer configuration.